



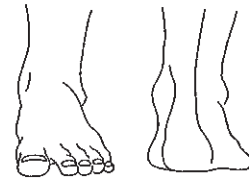
TOPIC: Adaptable  
 GRADE LEVEL: Secondary  
 Adaptable  
 TIME: Adaptable

## ANALOGIES

**OBJECTIVE:** The student will develop convergent thinking skills by completing and creating analogies pertaining to a specified curriculum area.

### MATERIALS NEEDED:

1. Chalkboard.
2. Student Activity Sheet, "Analogies From the Past", for each class member (optional).
3. Teacher Key.



### PROCEDURE:

1. In order for students to complete and/or create analogies, they must understand the concept of the relationship of items, ideas, etc. By using the examples provided on the Teacher Data Sheet, on the chalkboard, or on a student activity sheet, and/or supplying your own, assist students to work through the process of analogical thinking by providing this pattern.

\_\_\_\_\_ is to \_\_\_\_\_ as \_\_\_\_\_ is to \_\_\_\_\_

The arrows indicate what items must show relationship.

shoe is to foot as hat is to head

<u>item</u>	<u>relationship</u>
shoe and hat	items of clothing
foot and head	items that are clothed
shoe and foot	items of clothing and
hat and head	what each clothes


topic: clothing

2. After completing several examples as a class, (the amount and difficulty of which will depend on the abilities of the class members) allow the students to create their own analogies based upon information pertaining to a specific curriculum area that has been or is being studied in the class you are teaching.

## ANALOGIES


Page two

3. Students could then design an analogies worksheet similar to "Analogies From the Past," Teacher Data Sheet 1, including a key, to be completed by another class member. This step requires high level convergent thinking skills and should only be assigned in classes that have understood the concept of analogies well.



# ANALOGIES FROM THE PAST

- Part I:
1. Shoe: Foot = Hat: Head
  2. Fingerprints: detective = Bones: \_\_\_\_\_
  3. Temple: Pharaoh = \_\_\_\_\_: President
  4. Sarcophagus: \_\_\_\_\_ = Coffin: Corpse
  5. \_\_\_\_\_: Pharaoh = Crown: King



Choose from:

MUMMY    ANTHROPOLOGIST    HEADDRESS    WHITE HOUSE

Part II:

Rosetta Stone	Hieroglyphics		
Heiroglyphe	Ancient Egyptian		
Memphis	Nile		
Grave	Modern Man		

COLUMN 3: New Orleans, Key, Tomb, Alphabet  
 COLUMN 4: Egyptian, Modern Man, Maps, Mississippi

Part III.

Nile			
Pharaoh			
Tomb			
Egypt			

COLUMN 2: Sarcophagus, Africa, Servant, Barge  
 COLUMN 3: United States, Grave, Car, President  
 COLUMN 4: Coffin, Cabinet, Road, North America

**ANALOGIES**

**PART I.**

- 2. Anthropologist
- 3. White House
- 4. Mummy
- 5. Headdress



**PART II.**

3

4

Key Alphabet New Orleans Tomb	Maps Modern Man Mississippi Egyptian
----------------------------------------	-----------------------------------------------

**PART III.**

2

3

4

BARGE SERVANT SARCOPHAGUS AFRICA	CAR PRESIDENT GRAVE UNITED STATES	ROAD CABINET COFFIN NORTH AMERICA
-------------------------------------------	--------------------------------------------	--------------------------------------------