



TOPIC:  
GRADE LEVEL:  
TIME:

Vocational Arts  
Secondary  
Part I - One Class Period  
Part II - One Class Period

## CAREER CLUSTERS

**OBJECTIVE:** The student will consider possible careers related to one general area or topic of study.

### MATERIALS NEEDED:

1. Student Data Sheet, for each student and/or one transparency to be used on an overhead projector.
2. Overhead projector if necessary.
3. Career Cluster Activity Sheet, one for each student. (They can be hand drawn by the students if necessary.)
4. Career Cluster Activity Sheet, two for each student if Procedure Steps for Part II are followed.

### PROCEDURE:

#### PART I


1. Explain to the students that a career cluster is a divergent method of exploring possible career choices related to one area or topic of study.
2. Illustrate how a career cluster is developed by referring to the Career Cluster Example Sheet and/or drawing an example cluster on the board or an overhead transparency. See Student Activity Sheet.
3. Encourage students to think of general areas relating to a particular skill before diverging into specific related careers. See Example Sheet for general areas relating to the topic of agriculture.
4. Assign each student to select a general skill area related to the vocation class you are teaching and develop a career cluster for that skill. Encourage the students to include a variety of possibilities and expand their career clusters as far as possible. If the Career Cluster Student Activity Sheet is used, inform the students that additional circles may be drawn as necessary.

## CAREER CLUSTERS

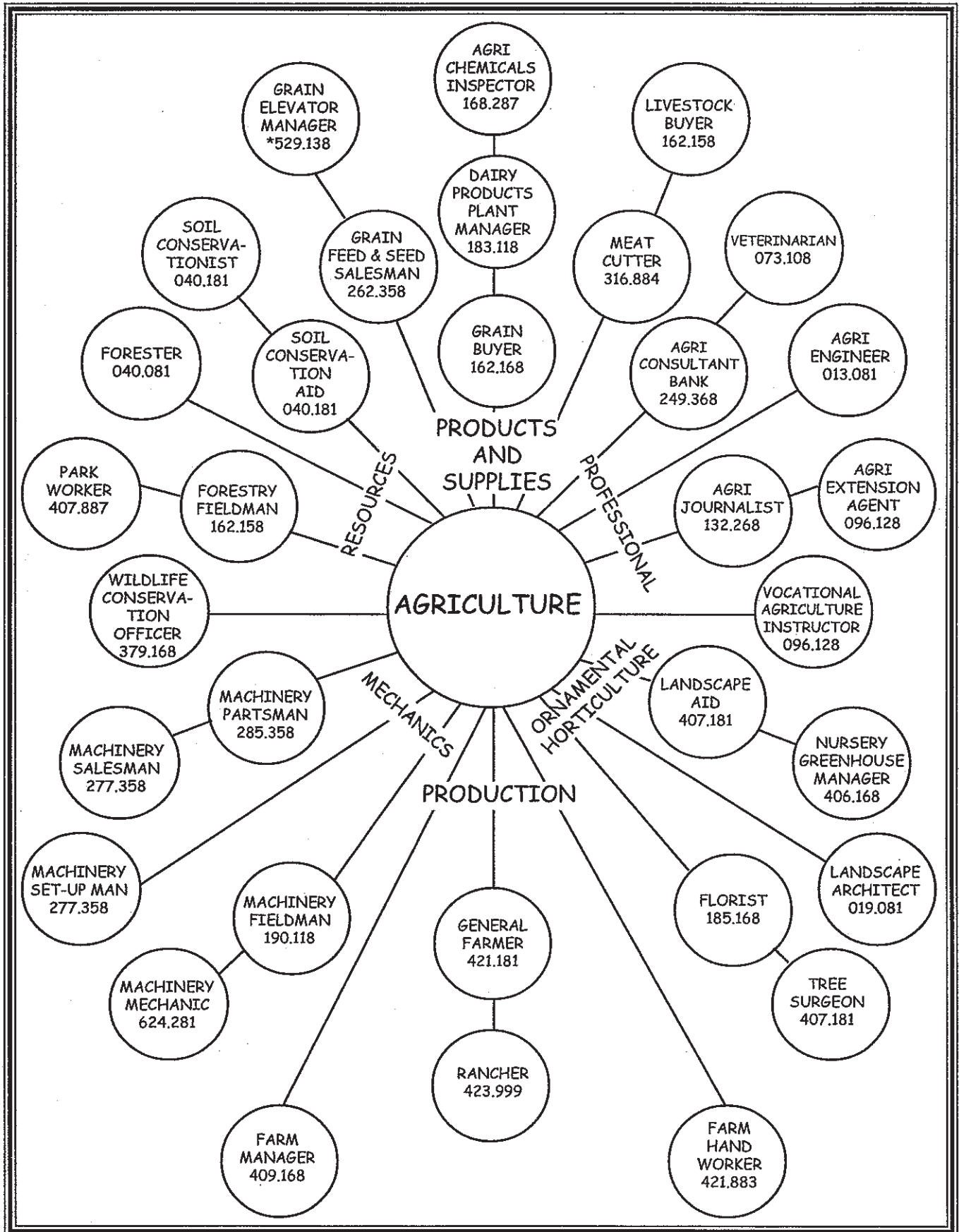
Page 2

### Part II

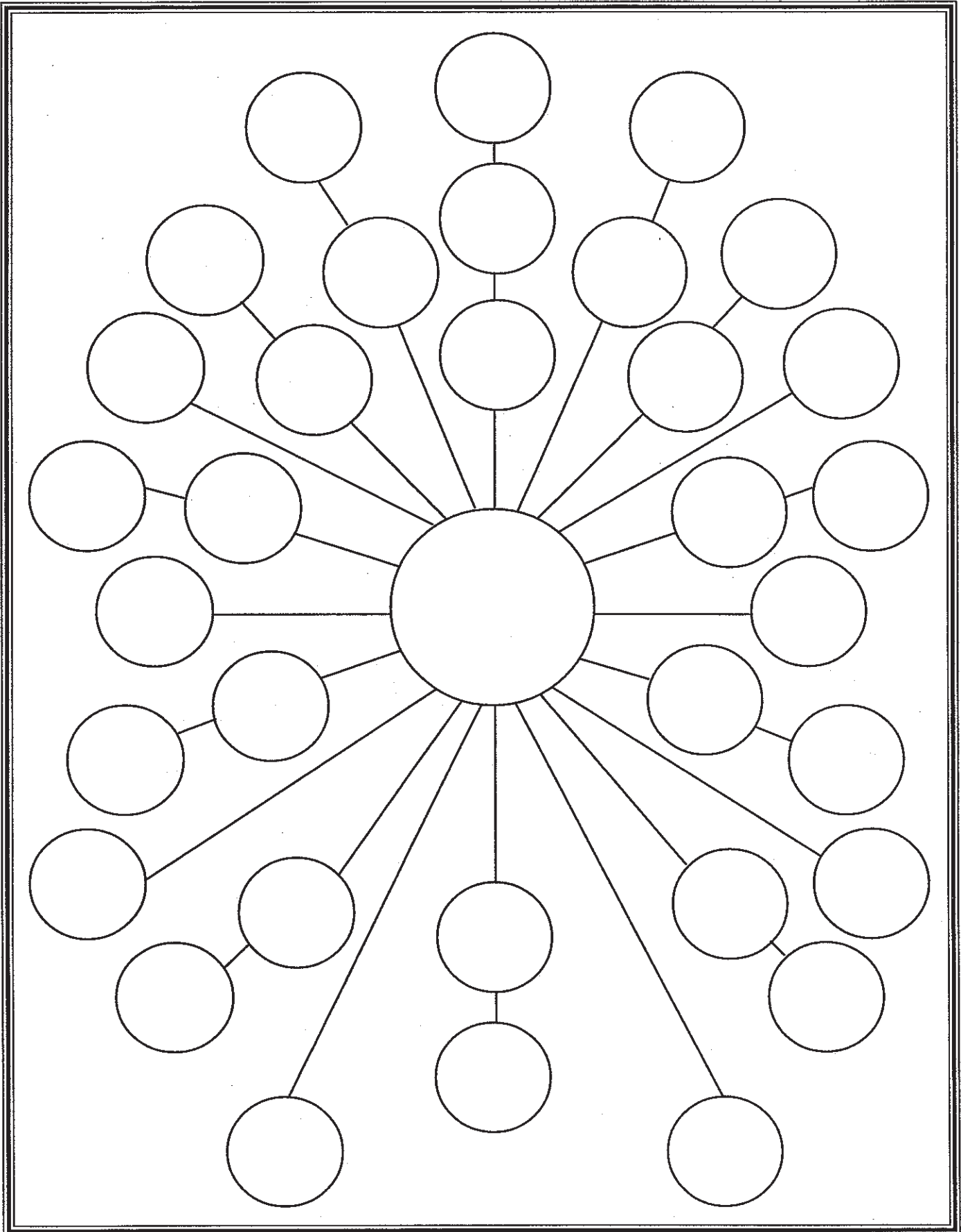
5. Provide each student with a Career Cluster Activity Sheet II to be completed and accompany the first activity sheet.
6. Inform the students if the assignment is to be completed during the class period and/or as homework.



CAREER CLUSTER  
**SOME OCCUPATIONS RELATED TO INTEREST AND ABILITY IN  
 AGRICULTURE**



Career Cluster



CAREER CLUSTER



1. Select two career opportunities from your Career Cluster Activity Sheet I. Write your choices in the appropriate spaces. List possible similarities between the two careers in column 1, and the differences in column 2.

Career Choices \_\_\_\_\_ and \_\_\_\_\_

1. \_\_\_\_\_  
\_\_\_\_\_  
\_\_\_\_\_  
\_\_\_\_\_  
\_\_\_\_\_  
\_\_\_\_\_  
\_\_\_\_\_  
\_\_\_\_\_  
\_\_\_\_\_  
\_\_\_\_\_  
\_\_\_\_\_  
\_\_\_\_\_  
\_\_\_\_\_  
\_\_\_\_\_  
\_\_\_\_\_  
\_\_\_\_\_  
\_\_\_\_\_

2. \_\_\_\_\_  
\_\_\_\_\_  
\_\_\_\_\_  
\_\_\_\_\_  
\_\_\_\_\_  
\_\_\_\_\_  
\_\_\_\_\_  
\_\_\_\_\_  
\_\_\_\_\_  
\_\_\_\_\_  
\_\_\_\_\_  
\_\_\_\_\_  
\_\_\_\_\_  
\_\_\_\_\_  
\_\_\_\_\_  
\_\_\_\_\_  
\_\_\_\_\_

2. Select one career opportunity from your Career Cluster Activity Sheet I that interests you the most and complete page two of the Student Activity Sheet II.

CAREER CLUSTER

Page 2

The possible career that interests me the most is...

---

List five reasons for making this selection.

1. 

---
2. 

---
3. 

---
4. 

---
5. 

---

What additional training would benefit you in making this a successful career?

---

---

---

---

---

How might you acquire this additional training? List all the possibilities you can think of.

---

---

---

---

